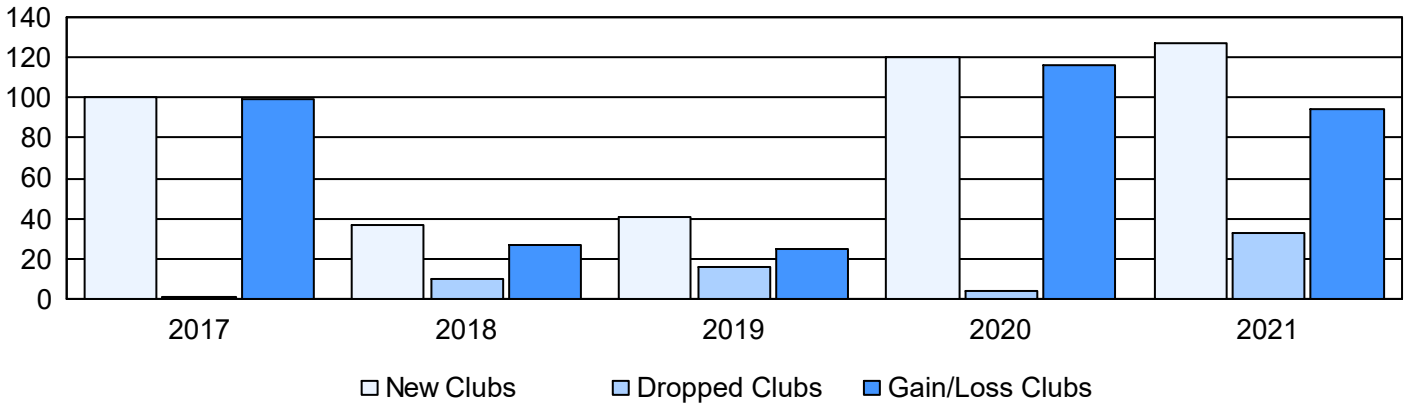
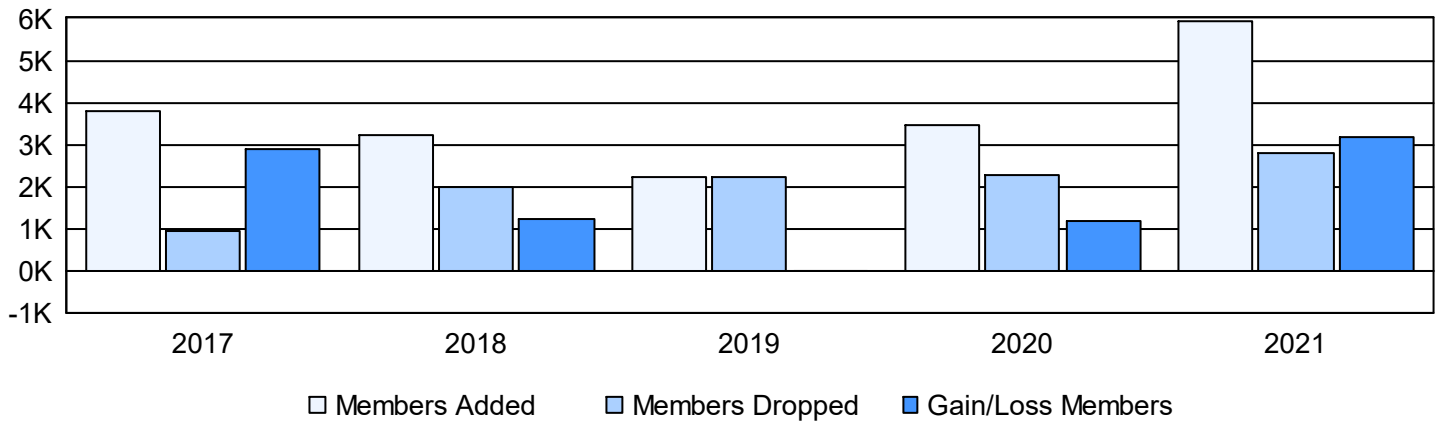


Year	New Clubs	Dropped Clubs	Gain/ Loss Clubs	New Members	Charter Members	Reinstate Members	Transfer Members	Total Member Added	Total Members Dropped	Gain/ Loss Members
2016-2017	100	1	99	1,337	2,418	37	10	3,802	939	2,863
2017-2018	37	10	27	1,885	1,137	167	10	3,199	1,972	1,227
2018-2019	41	16	25	933	1,233	66	9	2,241	2,243	-2
2019-2020	120	4	116	747	2,653	55	11	3,466	2,291	1,175
2020-2021	127	33	94	2,524	3,312	83	26	5,945	2,778	3,167
Average	85	13	72	1,485	2,151	82	13	3,731	2,045	1,686

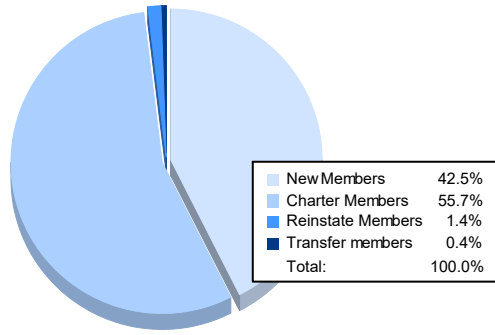
Clubs



Members



Membership Composition June 2021 Cumulative



Gender Composition June 2021 Cumulative

